

AMATRON 30W LED GARAGE LAMPS



AMATRON 30W LED GARAGE LAMP WITH E26 BASE


AMATRON 30W LED Garage Lamps lower energy costs by at least 75% compared to conventional high intensity lighting. Our bulbs burn very brightly and disperse light over a 360 degree range.

LED Garage Lamps are ideal as direct retrofits in parking garage fixtures or other lighting fixtures where a short profile LED retrofit lamp is required.

These high intensity LEDs emit no heat and keep A/C costs down. Their long life reduce maintenance costs in hard-to-reach areas and do not require ballasts.

Our lamps are available to both consumer and commercial buyers.

- Energy Efficient
- High Intensity
- Long Lasting
- No Flickering
- Zero Warm-Up Time
- No Ballast Needed



AMATRON 30W LED GARAGE LAMPS

www.amatronled.com

FEATURES

- Instant On/Off. No flickering or cold start issues.
- Longer life reduces maintenance costs in hard to reach areas.
- Eco friendly. Contains no mercury or lead.
- Energy efficient. Uses 70-90% less energy than traditional HID and CFL lights.
- No heat from light source. Requires less air conditioning.
- High CRI with great directionality.

MODELS

Model No.	Power	Voltage	Base	Kelvin	Lumens	Dia x Length
AM-30WGLK5	30W	100-300VAC	E26 or E39	5000K	1600 lm	6.5" x 5.5"
AM-30WGLK4	30W	100-300VAC	E26 or E39	4100K	4200 lm	6.5" x 5.5"

SPECS

EFFICACY	135 lm/W
BEAM ANGLE	360°
POWER FACTOR	0.98
FREQUENCY RANGE	50-60Hz
OPERATING TEMP	-40°F ~ 113°F
CRI	>72
INPUT CURRENT	0.26A
WARRANTY	3 Years

****Do not use with ballasts.***

****Not for use with dimmers.***

AMATRON 40W LED GARAGE LAMPS



AMATRON 30W LED GARAGE LAMP WITH E26 BASE


AMATRON 40W LED Garage Lamps lower energy costs by at least 75% compared to conventional high intensity lighting. Our bulbs burn very brightly and disperse light over a 360 degree range.

LED Garage Lamps are ideal as direct retrofits in parking garage fixtures or other lighting fixtures where a short profile LED retrofit lamp is required.

These high intensity LEDs emit no heat and keep A/C costs down. Their long life reduce maintenance costs in hard-to-reach areas and do not require ballasts.

Our lamps are available to both consumer and commercial buyers.

- Energy Efficient
- High Intensity
- Long Lasting
- No Flickering
- Zero Warm-Up Time
- No Ballast Needed



FEATURES

- Instant On/Off. No flickering or cold start issues.
- Longer life reduces maintenance costs in hard to reach areas.
- Eco friendly. Contains no mercury or lead.
- Energy efficient. Uses 70-90% less energy than traditional HID and CFL lights.
- No heat from light source. Requires less air conditioning.
- High CRI with great directionality.

MODELS

Model No.	Power	Voltage	Base	Kelvin	Lumens	Dia x Length
AM-40WGLK5	30W	100-300VAC	E26 or E39	5000K	5,500 lm	6.5" x 5.5"
AM-40WGLK4	30W	100-300VAC	E26 or E39	4100K	5,500 lm	6.5" x 5.5"

SPECS

EFFICACY	130 lm/W
BEAM ANGLE	360°
POWER FACTOR	0.98
FREQUENCY RANGE	50-60Hz
OPERATING TEMP	-40°F ~ 113°F
CRI	>72
INPUT CURRENT	0.26A
WARRANTY	3 Years

****Do not use with ballasts.***

****Not for use with dimmers.***

AMATRON * 0W LED GARAGE LAMPS



AMATRON 30W LED GARAGE LAMP WITH E26 BASE


- Energy Efficient
- High Intensity
- Long Lasting
- No Flickering
- Zero Warm-Up Time
- No Ballast Needed

AMATRON 60W LED Garage Lamps lower energy costs by at least 75% compared to conventional high intensity lighting. Our bulbs burn very brightly and disperse light over a 360 degree range.

LED Garage Lamps are ideal as direct retrofits in parking garage fixtures or other lighting fixtures where a short profile LED retrofit lamp is required.

These high intensity LEDs emit no heat and keep A/C costs down. Their long life reduce maintenance costs in hard-to-reach areas and do not require ballasts.

Our lamps are available to both consumer and commercial buyers.



FEATURES

- Instant On/Off. No flickering or cold start issues.
- Longer life reduces maintenance costs in hard to reach areas.
- Eco friendly. Contains no mercury or lead.
- Energy efficient. Uses 70-90% less energy than traditional HID and CFL lights.
- No heat from light source. Requires less air conditioning.
- High CRI with great directionality.

MODELS

Model No.	Power	Voltage	Base	Kelvin	Lumens	Dia x Length
AM-60WGLK5	60W	100-300VAC	E26 or E39	5000K	7,000 lm	6.5" x 6.0"
AM-60WGLK4	60W	100-300VAC	E26 or E39	4100K	7,000 lm	6.5" x 6.0"

SPECS

EFFICACY	120 lm/W
BEAM ANGLE	360°
POWER FACTOR	0.98
FREQUENCY RANGE	50-60Hz
OPERATING TEMP	-40°F ~ 113°F
CRI	>82
INPUT CURRENT	0.26A
WARRANTY	3 Years

****Do not use with ballasts.***

****Not for use with dimmers.***